


# Chinook Rigs



Top Spoon: Coho Killer, White Lightening  
Next: 3.5 Coyote Spoon, Yellow Tail  
Next: 3.5 Coyote Spoon, Green/Glow  
Next: Goldstar 4.0 Kingfisher Spoon, Red Racer  
Next: Goldstar OG142R 3.5 Octopus Squid  
Next: Brad's Super Bait Cut Plug, Black Jack SCP-21

Notice: The first five lures must be rigged 42" from the flasher with 30lb Maxima leader

Notice: The last lure (Brad's Super Bait Cut Plug) must be rigged 60" from the flasher

## Use these scents on the flasher and the lures



John's Sporting Goods

# UV & Glow

- UV/Ultra Violet
- About 60% of sunlight that cuts through the water's surface is UV light. UV light penetrates clear water far deeper than human-visible light. Oceanographers have found UV light 700' deep.
- Glow
- Spoons and Squid glow effectively for 5-10 minutes at any depth

# UV/Spoon Colors for Chinook

Goldstar Spoons  
Kingfisher  
Coho Killer



White Lightning

Cookies/Cream

White Lightning

Irish Cream



# Glow/Spoon Colors for Chinook

- Glow Green w/some Red
- Gold Star Spoon Colors
- Red Racer: Green Glow w/Red Stripe
- Yellow Tail
- Goldstar Spoons: Coho Killer, Kingfisher 3.5 & 4.0



Red Racer

Yellow Tail


Red Racer

# Flies and Squid

## Squid Rigging



## Fly Rigging



# Anchovy Rigging



# Anchovy Rigging



30lb Ultra Green Maxima - Leader Rhys Davis Anchovy Heads - 2/0 Gamakatsu Hooks

Rhys Davis Heads can be Clear UV or Army Truck

# Anchovy Rigging



Tie the hooks very close together


# Anchovy Rigging

Insert Red Pin



Put the Anchovy in the holder and pin it in  
with the red pin

# Anchovy Rigging



**Insert the forward hook** into the Anchovy so that the eye of the hook is almost touching the Back end of the Anchovy holder let the back hook dangle