

# Anchovy Rigging




Fish the Anchovy 60'' behind a flasher  
or  
6'-9' behind a rudder without a flasher

# Rigging Herring w/Herring Heads



# Rigging Herring w/Herring Heads



Rhys Davis Super Herring – 4/0 Gamakatsu Black Hooks – 30lb Maxima Ultra Green Leader



# Rigging Herring w/Herring Heads




Rhys Davis Super Herring – 4/0 Gamakatsu Black Hooks – 30lb Maxima Ultra Green Leader

# Rigging Herring w/Herring Heads

Insert Toothpick in End of Holder



Insert Toothpick Through Holder



Cut Toothpick off w/Scissor

Insert Hook along Lateral Line

# Rigging Herring w/Herring Heads



Fish the Herring 60'' behind a flasher  
or  
6'-9' behind a rudder without a flasher

# Leader

## Leader Strength

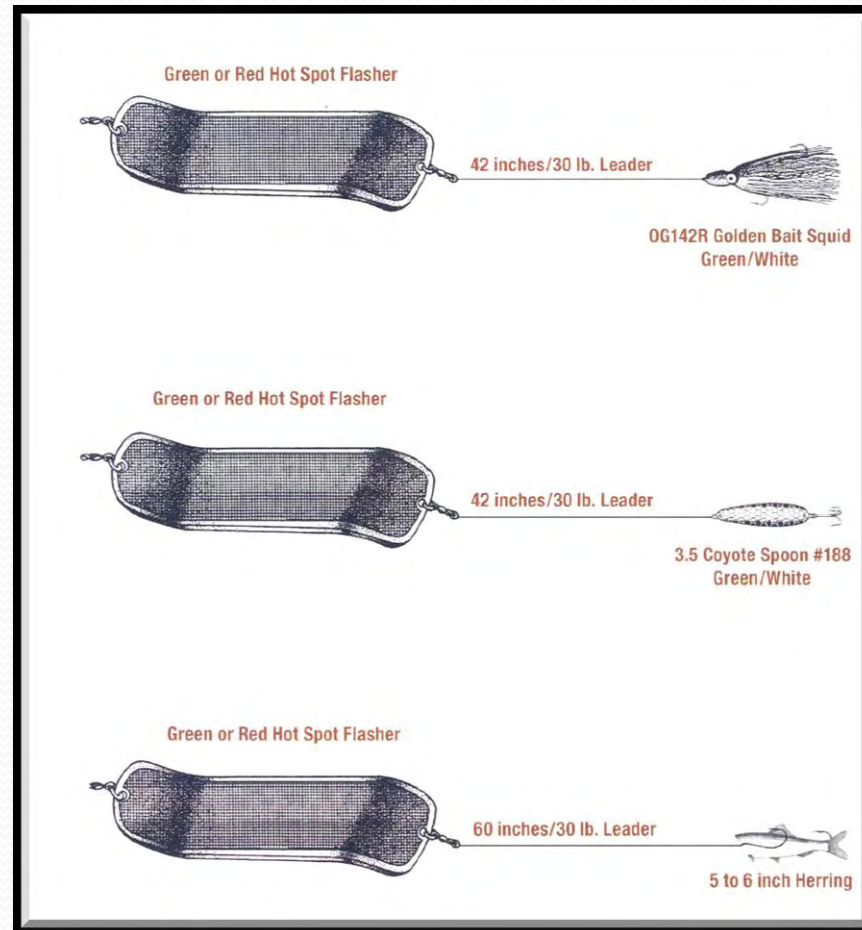
- 20lb-25lb, break-offs
- 30lb, just right
- 40lb-50lb, less strikes

## Leader Lengths

- Spoons 42" w/flashers
- Squid 42" w/flashers
- Herring 60" w/flashers
- Super Bait Cut Plug 60"  
w/flashers



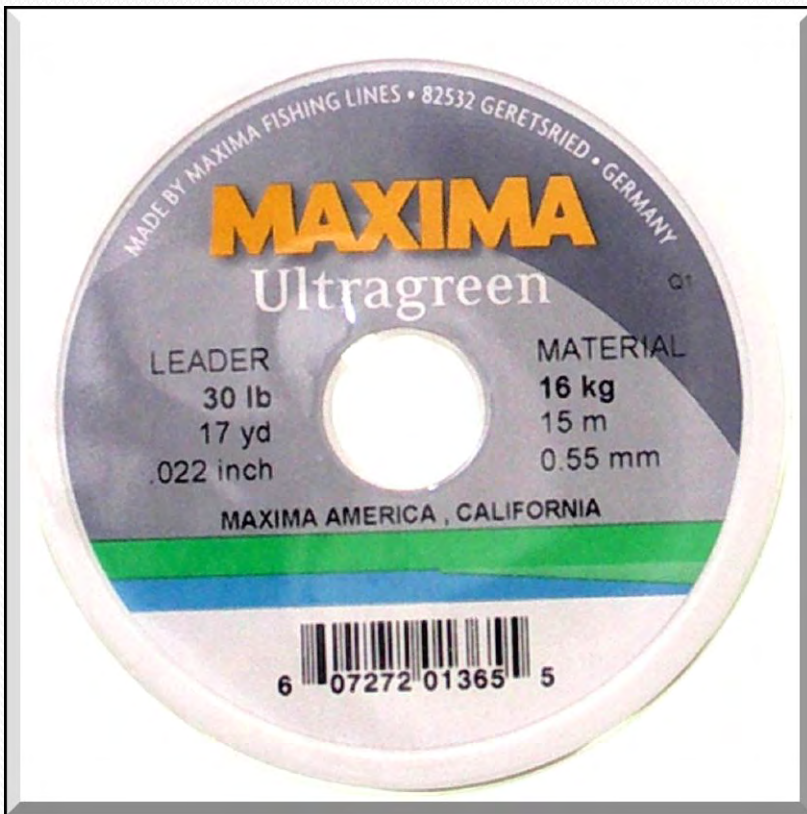
# Leader Lengths





# Leader and Swivels

## Leader



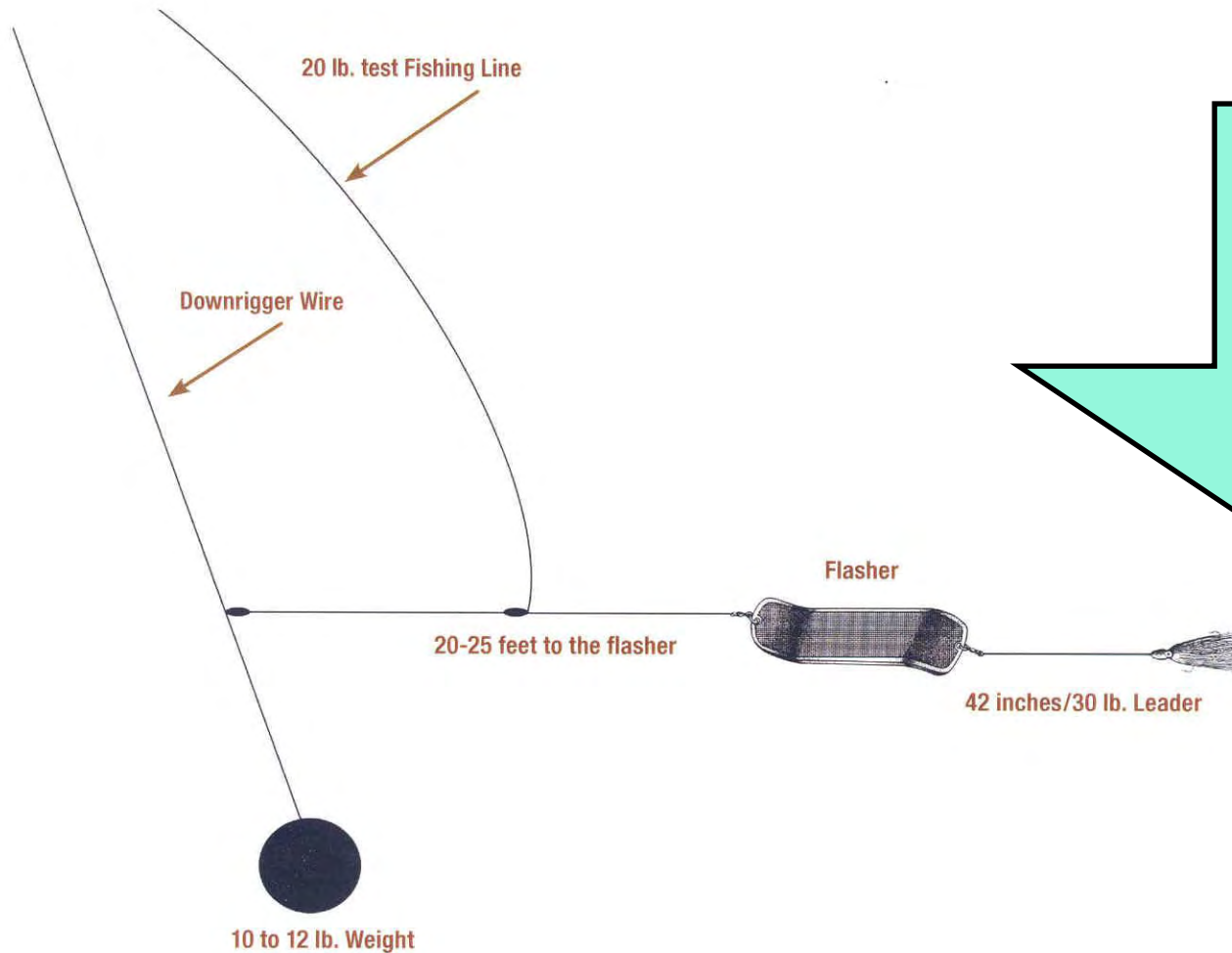
## Swivels



# Scents



# Line Length Behind Downrigger



Flashers: 25ft  
Plugs: 25-50ft  
Bait: 25-50ft


# Trolling Speed

- Chinook
  - 2.5-3.0 MPH
  - Downrigger Cable “Angle” has precedence over “Speed”
  - Biggest Mistake: Trolling to Slow
- Coho
  - 3.0++MPH



# Cut Plug Herring

Mike Greenleaf



# Rudders



# Cut Plug Herring





# Knife at 11 o'clock & 5 o'clock





# Cut is a “Double Angle”



# Extract Entrails



# Run Hook from Inside of the Cavity through the Outside



# Thread Second Hook Through the same hole





# Bring Second Hook Through



# Insert Second Hook into the Herring



# Hook can be Inserted into Multiple Positions to affect Spin



# Inserting First Hook into the Herring is Optional





# Saltwater Fishing Journal

