

Fishing Journal

Information For The Serious Angler

by John Martinis

March 2015

Fishing Dates

**Everett
Blackmouth Derby
March 14
\$100/Boat
Tickets at John's
More info**

**Area 6
Dec. 1-April 10
Daily limit two
Chinook, hatchery only**

**Area 7
Closed for Salmon**

**Area 8-1
Nov 1-April 30
Daily limit two
Chinook, hatchery only**

**Area 8-2
Nov 1-April 30
Daily limit two
Chinook, hatchery only**

**Area 9
Jan. 16-April 15
Daily limit two
Chinook, hatchery only**

**Area 10
Closed for Salmon**

**Shop Online at
John's Sporting Goods
shop.johnssportinggoods.com**

In This Issue

Page 1
Fund Raising
Everett Blackmouth Derby
Page 2
Gear/Rigs Ideas
Fishing Strategies
Page 3
Canadian Halibut
Page 4
Chinook Seminar Details

Seminars 2015

By John Martinis
Chinook Seminar
Wednesday March 11th
at Bayside Marine @7PM

San Juan's Chinook Fishing
Seminar at Master Marine
Mt Vernon March 7th, 10 AM

2015 Ways to Make a Difference

**Jennings Park
Kids Fishing Derby
May 2015**

**Everett Lions Club
Derby for the Blind
September 2015**

This is the time of year to contribute to two great events: The Jennings Park Kids Fishing Derby and the Everett Lions Club Derby for the Blind.

I will match any donation dollar for dollar that you contribute to either event.

I have been involved in the Blind Derby for many years. The Blind people who are involved in this derby will pull at your heart strings. They are so full of enthusiasm and excitement. Can you only imagine what it is like to be on the water salmon fishing and being blind? Please help. 100% of this money will be given out as cash prizes.

Including my matching money (2014), we raised \$3000 for the Blind Derby and \$1,500 for the Jennings Park Kids Fishing Derby. Thank you for your donations!


Contact John Martinis (425-259-3056) to contribute to either event. Thank you for your help!

Everett Blackmouth Derby March 14 A Winning Strategy

Since the Anacortes Salmon Derby is canceled because of the Area 7 salmon fishing closure, the Everett Blackmouth Derby is the best thing going in March. First Place prize will be \$3000. Second place is \$1500 and third place being \$500. You can purchase your tickets here at John's Sporting Goods. Tickets are \$100 per boat which allows you to have four anglers on board on that one ticket. Weigh-ins will be from 2:00 pm to 4:00 pm at Everett Bayside Marine with prizes awarded at 4:30 pm.

The most frequent questions asked before any fishing Derby here at John's Sporting Goods are: where to go, what to

Just Fishing



use, what tide and what speed to fish. In this Newsletter, I hope to answer the questions. I'll take a look at the March 14 tides and map out a plan for fishing these tides.

In the February Newsletter, we took an in-depth look at fishing with herring. I followed my own advice when fishing Area 6 and 7 in February and it worked out great for me. I didn't exclusively use herring but I had it as a backup just in case and it paid off.

The strategy used in February was to start fishing with flashers and spoons or flashers and squid. When we got into a good Chinook bite, we switched one rod with whole herring. This was the winning strategy. I recommend using the same plan for the March 14 Everett Blackmouth Derby.

So here is how it works: rig one rod with a [Gibbs UV Red Racer Flasher](#) and a [Goldstar 3.5 UV OAL12R](#) squid. Put a strip of salted herring on the squid. Rig another rod with a Gibbs UV Red Racer Flasher and a [3.5 Goldstar Kingfisher Spoon #964](#). This spoon is a green spatterback UV/Glow with a red stripe. These two rigs should be used until you get into a decent Chinook bite.

Have another rod rigged with a set of hooks set up for fishing whole herring. If you tie your own hooks, I recommend using Gamakatsu 4/0 black Big River Hooks. Tie these hooks with [20 pound PLine fluorocarbon leader material](#). I like to have herring rigged on the hooks and ready to go. That way, I can change one rig in an instant and snap the herring rig on the line. This cuts back on wasted fishing time and will not leave a big time gap without a line in the water. This might seem like a small potatoes item but believe me, when the bite is on, that is the

difference between one or two Chinook in the box.

When you are trying to win a fishing derby there are three ways to get into the winners circle: rely on luck, just fish for big fish or rely on the numbers game. Me, I would put my money on the numbers game. The more Chinook you come in contact with, the better chances you have catching that winning fish. There are four classes of fish you will encounter when fishing in a Salmon Derby: wild Chinook (must be released), sub legal Chinook, fish less than 10 pounds and those Chinook over 10-15+. Any time you get a Chinook on the end of your line it's going to fall into one of those categories. My thoughts are: get multiple hook-ups to catch that winning fish.

To illustrate the point: on February 20, Les Jacober and I were fishing Area 6 and by noon we had no bites. We changed location just slightly and caught a fish in just a few minutes. We had our gear back in the water before the fish quit flopping on the deck. After going back to the waypoint where the first fish was caught, we hooked up again and put that fish in the boat. Like I said, we were fishing one rod rigged with a flasher and squid and another rod with a flasher and spoon. Now, we switched one rod over to whole herring. This proved to be a good move. For the next hour and a half we got into an incredible Chinook bite. We caught and kept large hatchery Chinook, while releasing wild Chinook as well as releasing hatchery fish less than 9 pounds. The difference between a good day and an unbelievable day of fishing was there was not a time when there was more than a couple minutes before our gear was back in the water.

The week before, on February 13,

fishing with Derek Floyd, we had exactly the same type of fishing that I just described. The only difference being that we started off with two flashers and spoon rigs. We finished the day fishing with whole herring. This is not just luck, this is a process. If done properly, it can bring about the same type of great fishing.

The Chinook fishing has been a little tough in Puget Sound since the January 16 openings in Areas 8- 1, 8-2 and Area 9. But, that doesn't matter, somebody is going to win the Everett Blackmouth Derby on March 14 with a Chinook in the mid-teens. Probably the angler winning the Derby is going to have his best game plan in place. Now that we have discussed a great strategy for rigging gear, let's talk about where to fish on Derby day.

The Edmonds tides on March 14 are: High Tide @ 11:22 AM and Low Tide @ 6:27 PM. The Port Townsend tides on March 14 are: High @ 10:22 AM and Low Tide @ 5:39 PM. This should create an interesting combination of places to fish on March 14. Remember, the weigh-in time for the Everett Blackmouth Derby is as late as 4 PM. The late weigh-in time gives you the flexibility to plan your fishing trip. I am going to lay out a couple of ideas that will hopefully pay off for you.

I really like the time difference between the March 14 Edmonds and Port Townsend tides. This presents some exciting opportunities. I believe the best opportunity to win the Everett Blackmouth Derby begins by fishing [Useless Bay](#) on the incoming morning tide. At 11:22 AM (High Tide) I would shoot over to [Mid Channel Bank](#) at Port Townsend and fish the first couple hours on the outgoing tide. It should only take you about 30 minutes to get there. That leaves you a solid two



hours of fishing and still give you enough time to get back to Everett for the weigh in of your winning fish. If the waters are flat, you could fish Port Townsend as late as 2:30 PM. I am assuming your travel speed to be about 30 mph. Really, your chances of catching the “big one” increases greatly if you fish Mid Channel Bank at Port Townsend. In the last couple of weeks there's been a number of nice sized Chinook in the high teens caught there. At Mid Channel Bank, this is going to be a one bite one fish scenario. However, the likelihood of that one fish being the winning fish is real high.

If you want to fish more local, here are my two choices: [Pilot Point](#), [Mutiny Bay 9](#) (New Map) or [Useless Bay](#) until 11:22 AM. At that time, you need to switch fishing areas. When the tide turns and is going out, head to [Point No Point](#). In this area, fish from Point No Point to Skunk Bay.

Let's Re-Cap fishing strategies:

- **Rig Gibbs flasher with #964 Kingfisher spoon**
- **Rig Gibbs flasher with UV 3.5 OAL12R Goldstar Squid**
- **Rig one rod with herring rig for whole herring**
- **Fish Pilot Point, Useless Bay and Mutiny Bay on the Incoming tide**
- **Fish Point no Point and Mid Channel Bank outgoing tide**

Resources:

- **[Rigging Herring](#)**
- **[Tying your own herring hooks](#)**

Herring Cure that Works

I am using Mike's Brite-N-Tight (Clear) to brine herring prior to any fishing trip. Also, I have excellent results with the following mixture: Pour a cup of water and about ¼ of a bottle of Brite-n-Tite into a small container. Then add about 1/8 of a cup of non-iodized rock salt. I leave the whole herring in this mixture and refrigerate overnight. Next morning the herring are cured and do not need to be refrigerated. They stay firm and bright and are ready to use the next morning.

A couple fishing trips ago, I thought I would add some extra salt, and so I did. Not a good idea!! By the time I was ready to use my herring they looked totally emaciated. I still caught three legal Chinook that day with these wrinkled-up herring. The drawback was using too much salt and the herring got cooked. When the herring get cooked from too much salt, it defeats the purpose of using the salt since the herring end up not being as firm. The herring were rather pathetic looking that day but they still worked. So much for doing everything right?

Fishing Canadian Halibut

If you are going to cross over from US waters to Canadian waters, the rules are going to be a little stricter this year.

In mid-February we were stopped and checked by the US/Canadian Coast Guard joint patrol. These folks were the most pleasant people to ever board a boat where I was fishing. They did the normal check for lifejackets and

safety equipment and left it at that. At that point we started talking halibut fishing and cruising into Canadian waters from the US side. They stated that one would need a passport, a Nexus card or enhanced driver's license in hand if entering Canadian waters. Before entering Canadian waters you also need to call 1-888-can-pass and tell them you will be in Canada temporarily fishing. Once Canadian customs gives you a number, you can pass over the US Canadian line and anchor or drift for halibut.

Canadian Rockfish Closure Area


There is a [Rockfish Closure Area](#) or Marine Protected Area where many people fish on Canadian side of Middle Bank. The closure area goes right down the US/Canadian line and turns the corner in that dog-leg turn in the line on Middle Bank. The closure line goes some 1.15 miles south along the US/Canadian line. Here is a map of the Canadian Rockfish closure area.

The only recreational fishing permitted in this area is: invertebrates by hand picking or dive, crab by trap, shrimp/prawn by trap and smelt by gillnet.

2015 La Push and Neah Bay Halibut

THE DATES ARE
CONFIRMED!

Washington anglers will share 215,210 pounds of Halibut (the same as last year). Neah Bay and LaPush will open May 14, 16, 21 and 23, 2015 sharing a quota of 108,030 pounds. The number shared, is also the same as last year. If we have any quota left over, the state will give us June 4th or June 6th.



Chinook Seminar March 11th, 2015 By John Martinis

“High Percentage Chinook Fishing”

John Martinis will be presenting his very popular Chinook Seminar at Bayside Marine. The public is invited to the seminar. There is no charge for the Seminar. Spend an hour with John Martinis and Mike Greenleaf discussing how to be a successful Chinook Angler.

The Everett Stealhead and Salmon Club will have a raffle for some great fishing tackle, at the conclusion of this seminar.

**March 11th @ 7:00 PM
Chinook Seminar at
Bayside Marine
1111 Craftsman Way
Everett, WA 98201**

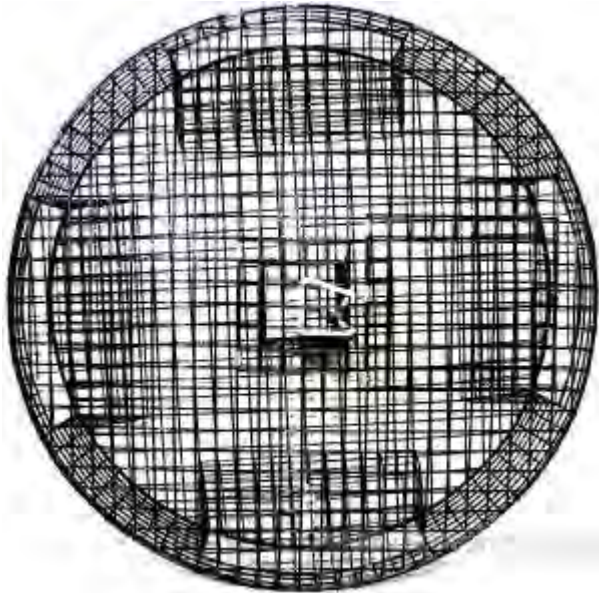


Special Purchase


Tackle For The Serious Angler

Shrimp Pot Sale March 1-30

Shrimp Pot Rigging Video: [Click Here](#)



SMI 19001 Sale Price \$72.00
John's #1 Selling Shrimp Pot
Reg. Price \$89.50



SMI 19027 Sale Price \$79.50
McKay Style Pot
Reg. Price \$99.50



SMI 19022 Sale Price \$99.00
Shrimp Pot, 600ft 1/4\"/>



No Coupons or Discount Gift Certificates can be Used on these On-Sale Items

John's Sporting Goods

John's Sporting Goods
1913 Broadway
Everett, WA 98201
20% Discount
on your next in store
purchase

Items that are excluded: Downriggers, Ace Line Hauler Products, Traxtech Products, Rods and Reels, Electronics, CTO3R Crab Pot, SMI Crab Pots & Shrimp Pots, Braided Line, items that are discounted, on sale, repairs, parts and closeout items. Cannot be used in combination with discounted gift certificates.

10% Discount

On Shrimp Pots, Rods and Reels

Excludes G-Loomis, St Croix, Daiwa Electric Reels, Sale items

Not valid for online purchases or mail order

Valid only with coupon at the time of sale

Expires March 30, 2015

You Must have this coupon in your hand at the time of purchase. No exceptions made.

Send your fish pictures to:
customerservice@johnssportinggoods.com

Like us on Facebook:

http://www.facebook.com/?ref=tn_tnmn#!/pages/Johns-Sporting-Goods/166123680152608



Scotty Downrigger
Maintenance
300ft Cable
or
300ft Spectra Braid
\$55

Included in the price is new brake pads, your choice of 300' of 150lb. Cable or 300' 200lb. of Cortland spectra downrigger line, cleaning and lubricating the downrigger.

Coupons and discounted gift certificates cannot be used for this service

John's Sporting Goods
Facebook

Monday: Puget Sound
Advice

Thursday: Big Fish Day

Friday: Fishbuster Deals

Scotty Downrigger Deal
Exclusive at
John's Sporting Goods

Scotty 1106
Guide Series

Installed with
300ft 200lb Braided Spectra
#1148 Ball hook
#371 Scotty Snubber
\$525

Standard Scotty 1106
\$473

Fishing Tackle-Crabbing Supplies-Shrimping Supplies

Store Hours: 9:00AM - 5:30PM Monday - Saturday
425-259-3056 - 1913 Broadway, Everett, WA 98201

John's Sporting Goods
Fishing Tackle
for
The Serious Angler